

Country Demographics <sup>1,2,3</sup>	
Total population in thousands (2017) <sup>1</sup>	116,398
Urban population (% of total, 2016) <sup>1</sup>	44%
Health expenditure per capita (\$US, 2016) <sup>2</sup>	\$188
Health expenditure, total (% of GDP, 2016) <sup>2</sup>	11.9%
Total births (2017) <sup>1</sup>	3,246
Surviving infants (2017) <sup>1</sup>	3,105
Life expectancy at birth (years, 2017) <sup>2</sup>	66.5 yrs
Number of districts (2013) <sup>3</sup>	6

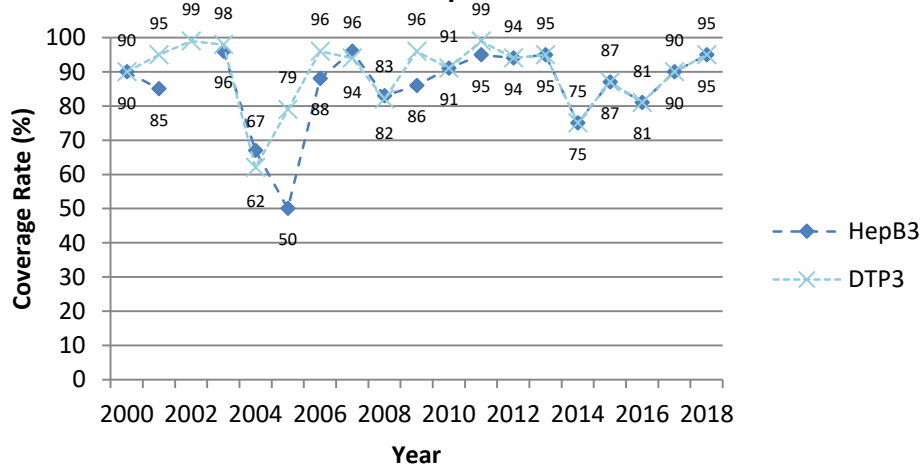
HBsAg Prevalence <sup>6</sup>	
Pre-vaccine HBsAg+ (%)	29%

Liver Cancer as Cause of Cancer Death (in Men) <sup>5</sup>	
Year: 2018	Ranking: NR

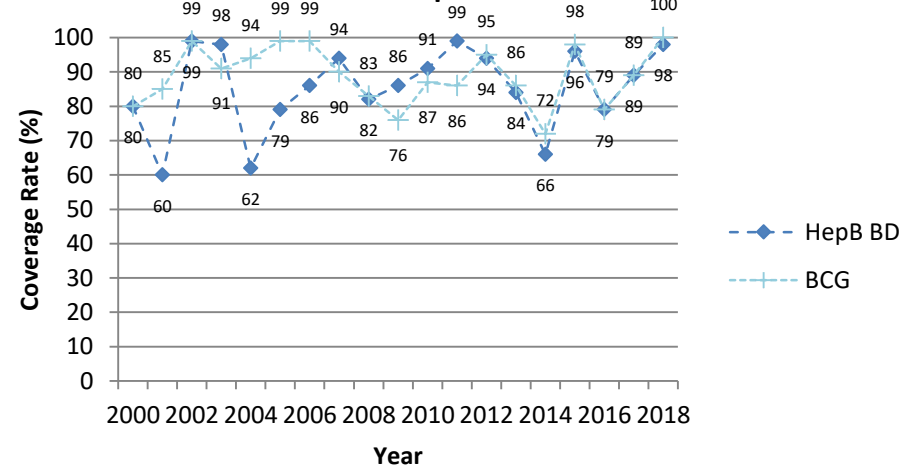
2018 Country Comparison in Western Pacific Region <sup>4</sup>			
	Kiribati	Highest coverage in WPR	Lowest coverage in WPR
HepB3 <sup>4</sup>	95%	100% (Brunei Darussalam, Cook Islands, Niue)	44% (Samoa)
HepB BD <sup>4</sup>	98%	100% (Cook Islands, Nauru, Palau)	25% (Papua New Guinea)

Hepatitis B Immunization Coverage <sup>4</sup>																			
	2000	2001	2002	2003	2004	2005	2006	2007	2008	2009	2010	2011	2012	2013	2014	2015	2016	2017	2018
HepB3 <sup>4</sup>	90%	85%	NR	96%	67%	50%	88%	96%	83%	86%	91%	95%	94%	95%	75%	87%	81%	90%	95%
HepB BD <sup>4</sup>	80%	60%	99%	99%	NR	NR	68%	58%	59%	52%	63%	66%	82%	84%	66%	96%	79%	89%	98%
DTP3 <sup>4</sup>	90%	85%	99%	98%	62%	79%	86%	94%	82%	86%	91%	99%	94%	95%	75%	87%	81%	90%	95%
BCG <sup>4</sup>	80%	85%	99%	91%	94%	99%	99%	90%	83%	76%	87%	86%	95%	86%	72%	98%	79%	89%	100%

Kiribati: HepB3 vs. DTP3



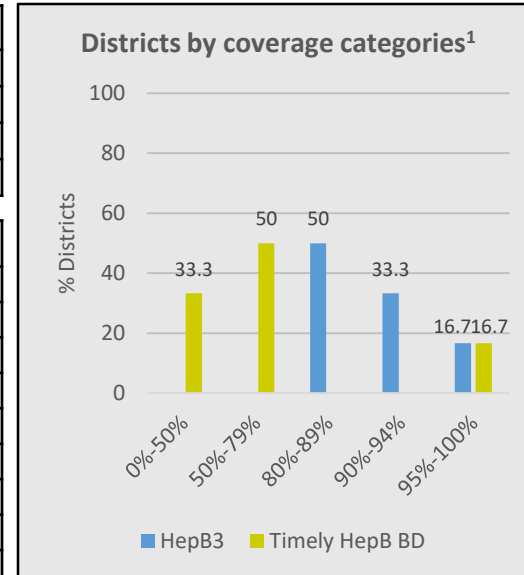
Kiribati: HepB BD vs. BCG



Abbreviations: NA= not applicable; NR= no report; HepB BD= birth dose within 24 hours; HepB3= at least 3 doses of HepB vaccine; HBsAg= HepB surface antigen. Data Compiled by APAVH 2019: WHO WPRO Hepatitis B control: country profile 2017<sup>1</sup>, World DataBank: World Development Indicators database<sup>2</sup>, Immunization Summary: A statistical reference containing data through 2013<sup>3</sup>, WHO Vaccine-Preventable Diseases: Monitoring System. 2019 global summary<sup>4</sup>, Global Cancer Observatory: Cancer Today-IARC<sup>5</sup>, Western Pacific Regional Plan for Hepatitis B control through Immunization<sup>6</sup>, National Immunization Data – EPI summaries by country<sup>7</sup>

National Policies on Hepatitis B Screening for Pregnant Women	
Mandatory HepB screening in all pregnant women (Y/N)	
-If Y, mandatory reporting of HBs-Ag positive pregnant women to public health department (Y/N)	
HBIG administered with HepB BD to infants born to HBsAg positive women (Y/N)	
- If Y, is it free? (Y/N)	

National Policies on Hepatitis B Immunization <sup>7</sup>	
Universal newborn HepB immunization (Y/N) <sup>7</sup>	Y
- If Y, year introduced <sup>7</sup>	1995
-HepB3 nationwide <sup>7</sup>	NR
-Free for all newborns (Y/N)	
-If free, state year introduced:	
Catch-up immunization program for unvaccinated children (Y/N)	
- If Y, year introduced	
-Free for all unvaccinated children (Y/N)	
-If free, state year introduced:	
Immunization program for health care workers (Y/N)	
- If Y, year introduced	
-Free for all health care workers(Y/N)	
-If free, state year introduced:	
HepB newborn immunization included in multiyear plan for EPI (Y/N)	
HepB BD in schedule (Y/N) <sup>7</sup>	Y
Systems to monitor HepB BD <sup>7</sup>	Hospitals, HCs, Homes
Systems to deliver HepB BD <sup>7</sup>	Hospitals, HCs, Homes
HepB vaccine funding other than country government (Y/N)	
-If Y, please specify funding source:	



National Policies on Chronic Hepatitis B Treatment	
Treatment for chronic HBV infection covered (Y/N)	
- If Y, year introduced	
-Interferon (Y/N)	
-Oral antiviral (Y/N)	

Certification Status <sup>1</sup>	
Year certification report received	Pending (2017)
Year certification panel convened	NR
Year certification approved	NR
Approved with prevalence <1% or <2%?	NR

Abbreviations: NA= not applicable; NR= no report; HepB BD= birth dose within 24 hours; HepB3= at least 3 doses of HepB vaccine; HBsAg= HepB surface antigen. Data Compiled by APAVH 2019: WHO WPRO Hepatitis B control: country profile 2017<sup>1</sup>, World DataBank: World Development Indicators database<sup>2</sup>, Immunization Summary: A statistical reference containing data through 2013<sup>3</sup>, WHO Vaccine-Preventable Diseases: Monitoring System. 2019 global summary<sup>4</sup>, Global Cancer Observatory: Cancer Today-IARC<sup>5</sup>, Western Pacific Regional Plan for Hepatitis B control through Immunization<sup>6</sup>, National Immunization Data – EPI summaries by country<sup>7</sup>