

Country Demographics ^{1,2,3}	
Total population (2017) ¹	55,144
Urban population (% of total, 2016) ¹	89%
Health expenditure per capita (\$US, 2016) ²	NR
Health expenditure, total (% of GDP, 2016) ²	NR
Total births (2017) ¹	1,209
Surviving infants (2017) ¹	1,202
Life expectancy at birth (years, 2010 est.) ²	76.9 yrs
Number of districts (2013) ³	4 municipalities

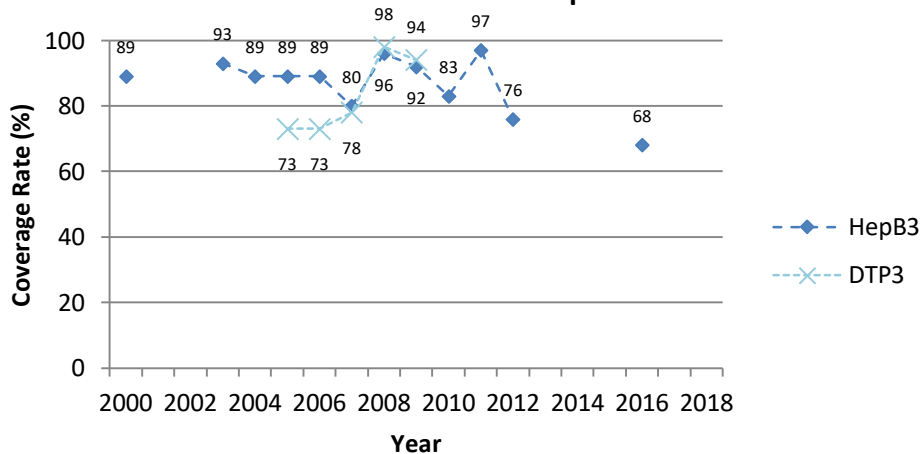
HBsAg Prevalence ⁶	
Pre-vaccine HBsAg+ (%)	5%

Liver Cancer as Cause of Cancer Death (in Men) ⁵	
Year: 2018	Ranking: NR

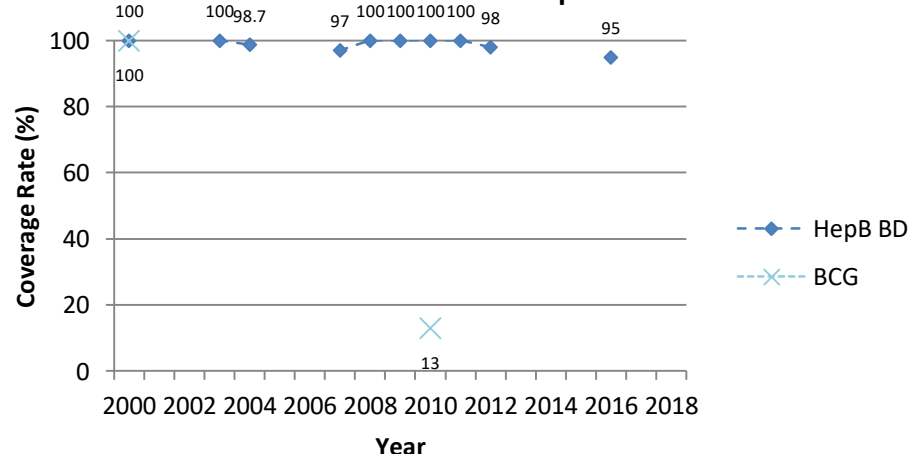
2018 Country Comparison in Western Pacific Region ⁴			
	Mariana Islands	Highest coverage in WPR	Lowest coverage in WPR
HepB3 ⁴	NR	100% (Brunei Darussalam, Cook Islands, Niue)	44% (Samoa)
HepB BD ⁴	NR	100% (Cook Islands, Nauru, Palau)	25% (Papua New Guinea)

Hepatitis B Immunization Coverage ^{4,7}																			
	2000	2001	2002	2003	2004	2005	2006	2007	2008	2009	2010	2011	2012	2013	2014	2015	2016	2017	2018
HepB3 ⁷	89%	NR	NR	93%	89%	89%	89%	80%	96.1%	93%	83%	97.41%	76%	NR	NR	NR	68%	NR	NR ⁴
HepB BD ⁷	100%	NR	NR	100%	98.7%	NR	NR	97%	100%	100%	100%	100%	98%	NR	NR	NR	95%	NR	NR ⁴
DTP3 ⁷	88%	NR	NR	92%	87%	73%	73%	78%	96.7%	94%	80.9%	93.9%	75%	NR	NR	NR	65%	NR	NR ⁴
BCG ⁷	100%	NR	NR	NR	NR	NR	NR	NR	NR	NR	13%	NR	NR	NR	NR	NR	NR	NR	NR ⁴

Northern Mariana Islands: HepB3 vs. DTP3



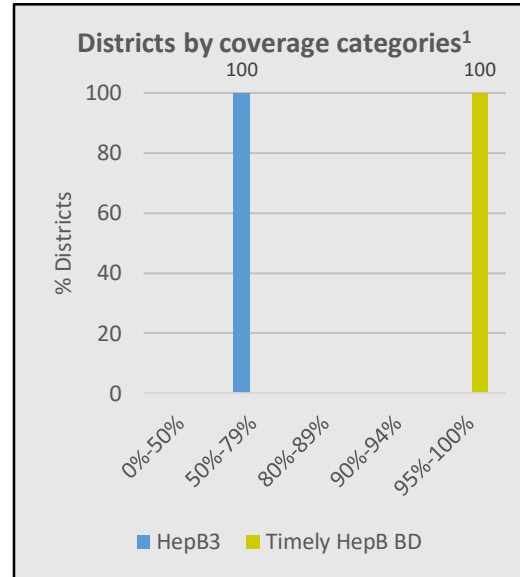
Northern Mariana Islands: HepB BD vs. BCG



Abbreviations: NA= not applicable; NR= no report; HepB BD= birth dose within 24 hours; HepB3= at least 3 doses of HepB vaccine; HBsAg= HepB surface antigen. Data Compiled by APAVH 2019: Hepatitis B control: country profile 2017¹, Western Pacific Country Health Information Profiles 2011 Revision², NationMaster Country Profiles³, WHO Vaccine-Preventable Diseases: Monitoring System. 2019 global summary⁴, Global Cancer Observatory: Cancer Today-IARC⁵, Western Pacific Regional Plan for Hepatitis B control through Immunization⁶, WHO West Pacific Region Health Information and Intelligence Platform (HIIP): Immunization Coverage⁷, National Immunization Data – EPI summaries by country⁸

National Policies on Hepatitis B Screening for Pregnant Women	
Mandatory HepB screening in all pregnant women (Y/N)	
-If Y, mandatory reporting of HBs-Ag positive pregnant women to public health department (Y/N)	
HBIG administered with HepB BD to infants born to HBsAg positive women (Y/N)	
- If Y, is it free? (Y/N)	

National Policies on Hepatitis B Immunization ⁸	
Universal newborn HepB immunization (Y/N) ⁸	Y
- If Y, year introduced ⁸	1989
-HepB3 nationwide ⁸	NR
-Free for all newborns (Y/N)	
-If free, state year introduced:	
Catch-up immunization program for unvaccinated children (Y/N)	
- If Y, year introduced	
-Free for all unvaccinated children (Y/N)	
-If free, state year introduced:	
Immunization program for health care workers (Y/N)	
- If Y, year introduced	
-Free for all health care workers(Y/N)	
-If free, state year introduced:	
HepB newborn immunization included in multiyear plan for EPI (Y/N)	
HepB BD in schedule (Y/N) ⁸	Y
Systems to monitor HepB BD ⁸	Hospitals, HCs, Homes
Systems to deliver HepB BD ⁸	Hospitals, HCs
HepB vaccine funding other than country government (Y/N)	
-If Y, please specify funding source:	



National Policies on Chronic Hepatitis B Treatment	
Treatment for chronic HBV infection covered (Y/N)	
- If Y, year introduced	
-Interferon (Y/N)	
-Oral antiviral (Y/N)	

Certification Status ¹	
Year certification report received	
Year certification panel convened	Dec 2015
Year certification approved	Apr 2017
Approved with prevalence <1% or <2%?	<1% in children

Abbreviations: NA= not applicable; NR= no report; HepB BD= birth dose within 24 hours; HepB3= at least 3 doses of HepB vaccine; HBsAg= HepB surface antigen. Data Compiled by APAVH 2019: Hepatitis B control: country profile 2017¹, Western Pacific Country Health Information Profiles 2011 Revision², NationMaster Country Profiles³, WHO Vaccine-Preventable Diseases: Monitoring System. 2019 global summary⁴, Global Cancer Observatory: Cancer Today-IARC⁵, Western Pacific Regional Plan for Hepatitis B control through Immunization⁶, WHO West Pacific Region Health Information and Intelligence Platform (HIIP): Immunization Coverage⁷, National Immunization Data – EPI summaries by country⁸