

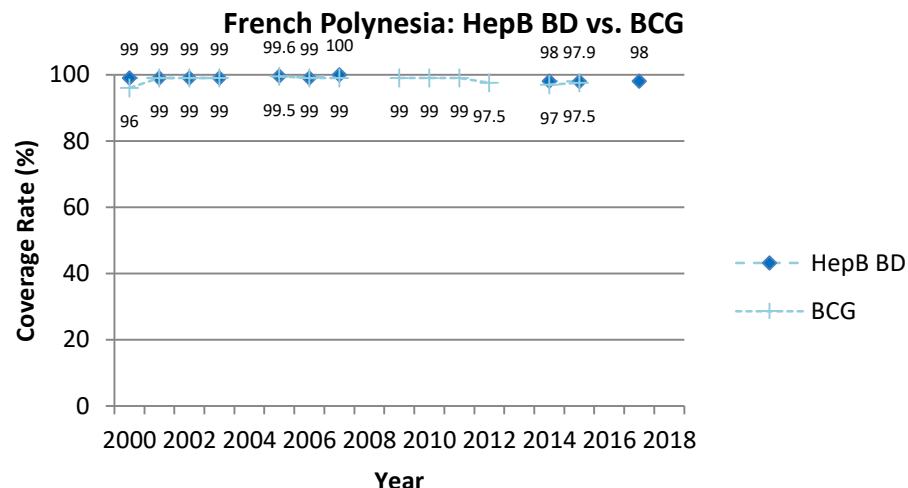
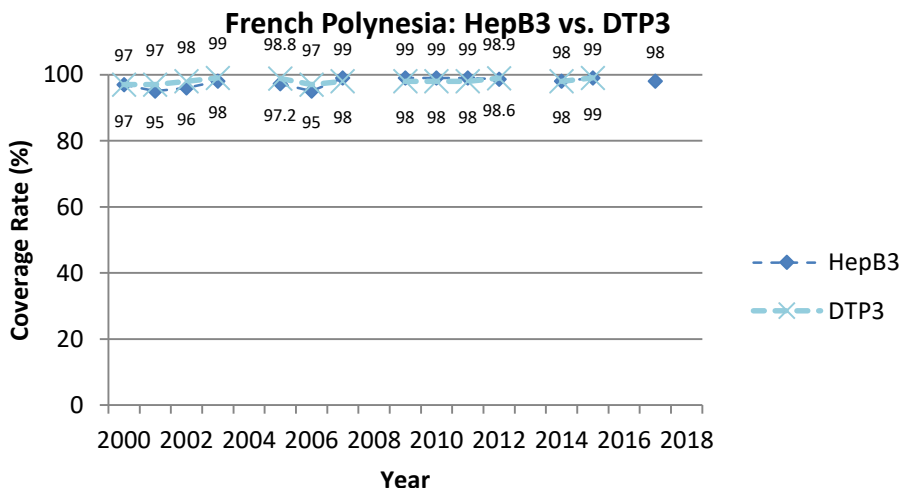
Country Demographics <sup>1,2,3,8</sup>	
Total population (2017) <sup>1</sup>	283,007
Urban population (% of total, 2016) <sup>1</sup>	56%
Health expenditure per capita (\$US, 2008) <sup>8</sup>	\$3361.57
Health expenditure, total (% of GDP, 2008) <sup>8</sup>	13.09%
Total births (2017) <sup>1</sup>	4,298
Surviving infants (2017) <sup>1</sup>	4,273
Life expectancy at birth (years, 2017) <sup>2</sup>	77 yrs
Number of districts (2013) <sup>3</sup>	5

HBsAg Prevalence <sup>6</sup>	
Pre-vaccine HBsAg+ (%)	3%

Liver Cancer as Cause of Cancer Death (in Men) <sup>5</sup>	
Year: 2018	Ranking: 3

2018 Country Comparison in Western Pacific Region <sup>4</sup>			
	French Polynesia	Highest coverage in WPR	Lowest coverage in WPR
HepB3 <sup>4</sup>	NR	100% (Brunei Darussalam, Cook Islands, Niue)	44% (Samoa)
HepB BD <sup>4</sup>	NR	100% (Cook Islands, Nauru, Palau)	25% (Papua New Guinea)

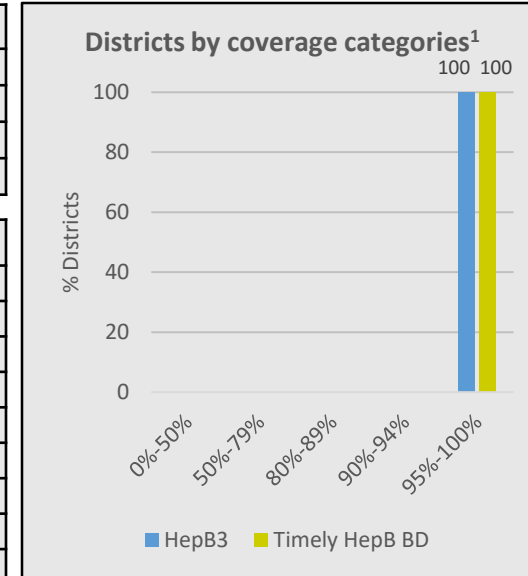
Hepatitis B Immunization Coverage <sup>4, 7, 9</sup>																			
	2000	2001	2002	2003	2004	2005	2006	2007	2008	2009	2010	2011	2012	2013	2014	2015	2016	2017	2018
HepB3 <sup>7</sup>	97%	95%	96%	98%	NR	97.2%	95%	99%	NR	99%	99%	99%	98.6%	NR	98%	99%	NR	98% <sup>9</sup>	NR <sup>4</sup>
HepB BD <sup>7</sup>	99%	99%	99%	99%	NR	99.6%	99%	100%	NR	NR	NR	NR	NR	NR	98%	97.9%	NR	98% <sup>9</sup>	NR <sup>4</sup>
DTP3 <sup>7</sup>	97%	97%	98%	99%	NR	98.8%	97%	98%	NR	98%	98%	98%	98.9%	NR	98%	99%	NR	NR	NR <sup>4</sup>
BCG <sup>7</sup>	96%	99%	99%	99%	NR	99.5%	99%	99%	NR	99%	99%	99%	97.5%	NR	97%	97.5%	NR	NR	NR <sup>4</sup>



Abbreviations: NA= not applicable; NR= no report; HepB BD= birth dose within 24 hours; HepB3= at least 3 doses of HepB vaccine; HBsAg= HepB surface antigen. Data Compiled by APAVH 2019: WHO WPRO Hepatitis B control: country profile 2017<sup>7</sup>; World DataBank: World Development Indicators database<sup>2</sup>; NationMaster Country Profiles<sup>3</sup>; WHO Vaccine-Preventable Diseases: Monitoring System. 2019 global summary<sup>4</sup>; Global Cancer Observatory: Cancer Today-IARC<sup>5</sup>; Western Pacific Regional Plan for Hepatitis B control through Immunization<sup>6</sup>; WHO West Pacific Region Health Information and Intelligence Platform (HIIP): Immunization Coverage<sup>7</sup>; Western Pacific Country Health Information Profiles 2011 Revision<sup>8</sup>; Progress Toward Hepatitis B Control and Elimination of Mother-to-Child Transmission of Hepatitis B Virus — Western Pacific Region, 2005–2017<sup>9</sup>; National Immunization Data — EPI summaries by country<sup>10</sup>

National Policies on Hepatitis B Screening for Pregnant Women	
Mandatory HepB screening in all pregnant women (Y/N)	
-If Y, mandatory reporting of HBsAg positive pregnant women to public health department (Y/N)	
HBIG administered with HepB BD to infants born to HBsAg positive women (Y/N)	
- If Y, is it free? (Y/N)	

National Policies on Hepatitis B Immunization <sup>10</sup>	
Universal newborn HepB immunization (Y/N) <sup>10</sup>	Y
- If Y, year introduced <sup>10</sup>	1990
-HepB3 nationwide <sup>10</sup>	NR
-Free for all newborns (Y/N)	
-If free, state year introduced:	
Catch-up immunization program for unvaccinated children (Y/N)	
- If Y, year introduced	
-Free for all unvaccinated children (Y/N)	
-If free, state year introduced:	
Immunization program for health care workers (Y/N)	
- If Y, year introduced	
-Free for all health care workers(Y/N)	
-If free, state year introduced:	
HepB newborn immunization included in multiyear plan for EPI (Y/N)	
HepB BD in schedule (Y/N) <sup>10</sup>	Y
Systems to monitor HepB BD <sup>10</sup>	Hospitals, HCs
Systems to deliver HepB BD <sup>10</sup>	Hospitals, HCs
HepB vaccine funding other than country government (Y/N)	
-If Y, please specify funding source:	



National Policies on Chronic Hepatitis B Treatment	
Treatment for chronic HBV infection covered (Y/N)	
- If Y, year introduced	
-Interferon (Y/N)	
-Oral antiviral (Y/N)	

Certification Status <sup>1</sup>	
Year certification report received	
Year certification panel convened	Feb 2016
Year certification approved	Sep 2016
Approved with prevalence <1% or <2%?	<1% in children

Abbreviations: NA= not applicable; NR= no report; HepB BD= birth dose within 24 hours; HepB3= at least 3 doses of HepB vaccine; HBsAg= HepB surface antigen. Data Compiled by APAVH 2019: WHO WPRO Hepatitis B control: country profile 2017<sup>1</sup>, World DataBank: World Development Indicators database<sup>2</sup>, NationMaster Country Profiles<sup>3</sup>, WHO Vaccine-Preventable Diseases: Monitoring System. 2019 global summary<sup>4</sup>, Global Cancer Observatory: Cancer Today-IARC<sup>5</sup>, Western Pacific Regional Plan for Hepatitis B control through Immunization<sup>6</sup>, WHO West Pacific Region Health Information and Intelligence Platform (HIIP): Immunization Coverage<sup>7</sup>, Western Pacific Country Health Information Profiles 2011 Revision<sup>8</sup>, Progress Toward Hepatitis B Control and Elimination of Mother-to-Child Transmission of Hepatitis B Virus — Western Pacific Region, 2005–2017<sup>9</sup>, National Immunization Data – EPI summaries by country<sup>10</sup>